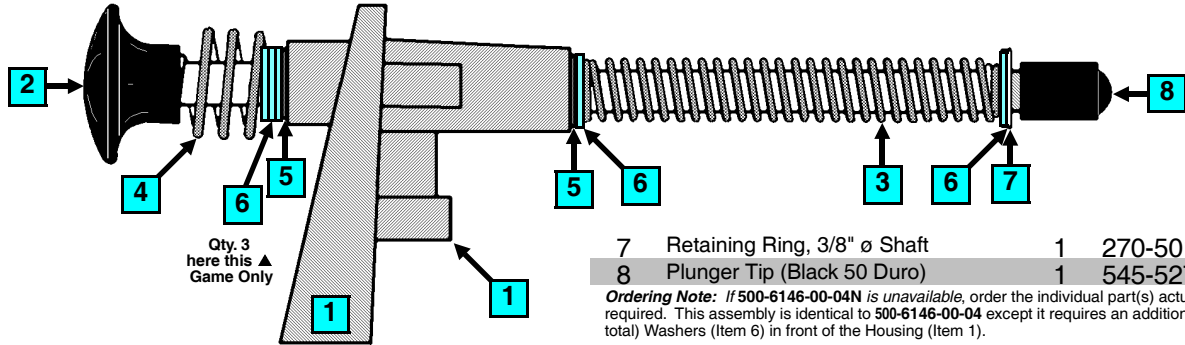


Ball Shooter (Plunger) Assembly, 500-6146-00-04N (Items 1-8)

Nr.	BALL SHOOTER PARTS	QTY.	SPI PART Nr.	Nr.	BALL SHOOTER PARTS	QTY.	SPI PART Nr.
1	Housing (Shooter Assembly)	1	535-5067-02	3	Comp. Spring (GREEN, .035" ϕ)	1	266-5001-04
Item 1 is secured to the Cabinet by: Support Plate (Qty. 1) (535-5027-00), #10-32 X 1/2" PPH (Sems) Zinc TF (Qty. 3) (237-6033-00), #10 Split Lock Washer (Qty. 3) (244-5003-00) and #6 X 5/8" SHWH AB (Zinc) (Qty. 2) (234-5002-00)							
2	Rod Assembly (with Black Knob)	1	515-6557-00	4	Compression Spring (Short Plunger)	1	266-5010-00
				5	Bushing, 3/8" I.D. (Oilite)	2	280-5010-00
				6	Washer, 3/8" I.D. X 5/8" O.D. X 1/16"	5	242-5014-00



7	Retaining Ring, 3/8" ϕ Shaft	1	270-5012-00
8	Plunger Tip (Black 50 Duro)	1	545-5276-00

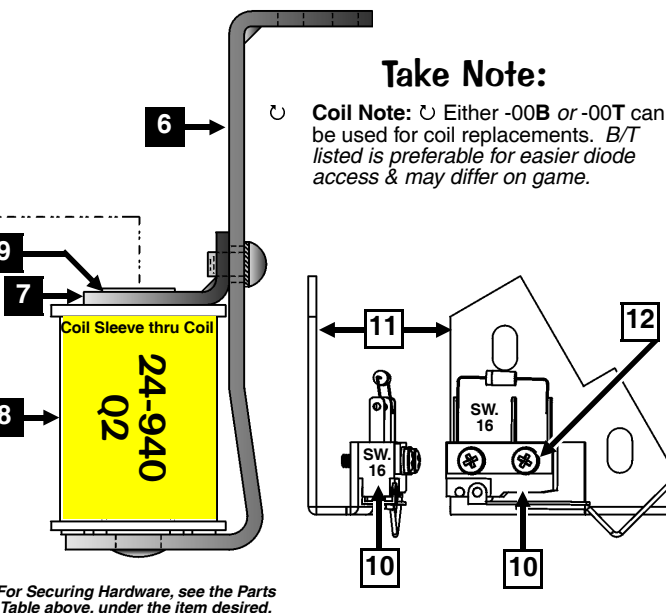
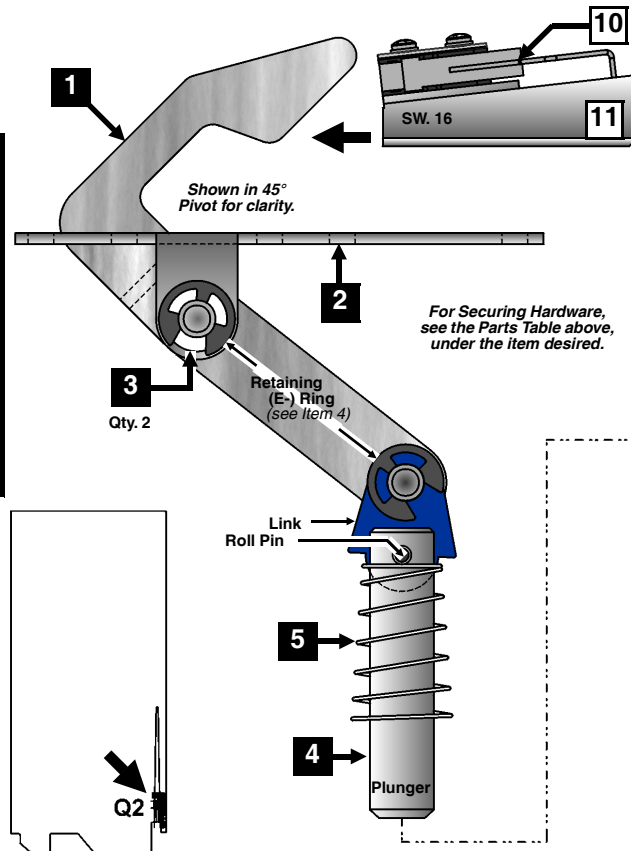
Ordering Note: If 500-6146-00-04N is unavailable, order the individual part(s) actually required. This assembly is identical to 500-6146-00-04 except it requires an additional 2 (3 total) Washers (Item 6) in front of the Housing (Item 1).

Autoplunger Arm Weld Assembly, 500-6091-00 (Items 1-5) Autoplunger Coil Assembly, 500-6092-02B (Items 6-9) and Shooter Lane Switch Assembly, 500-6930-00 (Items 10-12)

Nr.	AUTOPL. ARM WELD PARTS	QTY.	SPI PART Nr.	Nr.	AUTOPLNGR. COIL PARTS	QTY.	SPI PART Nr.
1	Arm Weld Assembly	1	515-6526-00	6	Autoplunger Coil Bracket Assembly	1	515-6527-00
Item 1 is secured to Item 2 by: Retaining Ring, 1/4" ϕ Shaft (Qty. 1) (270-5002-00)							
2	Autoplunger Fulcrum	1	535-7697-00	7	Coil Retainer Bracket	1	535-5203-03
3	Nyliner, 1/4" (Thomson #411-FF)	2	545-5423-00	Item 7 is secured to Item 6 by: #8-32 X 1/4" PPH MS (Sems) Zinc (Qty. 2) (232-5300-00)			
4	Plunger & Link Assembly	1	515-5338-00	8	Coil, 24-940	1	090-5036-00B
Item 4 is secured to Item 1 by: Retaining Ring, 1/4" ϕ Shaft (Qty. 1) (270-5002-00)							
For Individual Items use: Plunger 2" Lg. (530-5025-01), Plunger Link (545-5293-00) and Roll Pin 1/8" ϕ x 5/8" Lg. (251-5008-00)							
5	Compression (Return) Spring	1	266-5020-00	9	Coil Sleeve	1	545-5031-00
(ASM. REF. 500-6091-00, Items 1-5)							

Nr.	SWITCH PARTS	QTY.	SPI PART Nr.
10	Switch (for Shooter Lane)	1	180-5200-00
Switch has a Diode (1N4004) (112-5003-00). Can be replaced with (1N4001) (112-5001-00).			
11	Switch Mounting Bracket	1	535-9742-00
Item 11 is secured to Playfield by: #8 X 1/2" SHWH AB (Zinc) (Qty. 2) (234-5101-00)			
12	Switch Body Protect Plate	1	535-6539-00
Item 12 is secured to Items 10-11 by: #2-56 X 7/16" PPH MS Sems (Zinc) (Qty. 2) (237-5872-01) (ASM. REF. 500-6930-00, Items 10-12)			

Sec. 4: Drawings ...



Take Note:

Coil Note: \cup Either -00B or -00T can be used for coil replacements. B/T listed is preferable for easier diode access & may differ on game.

